

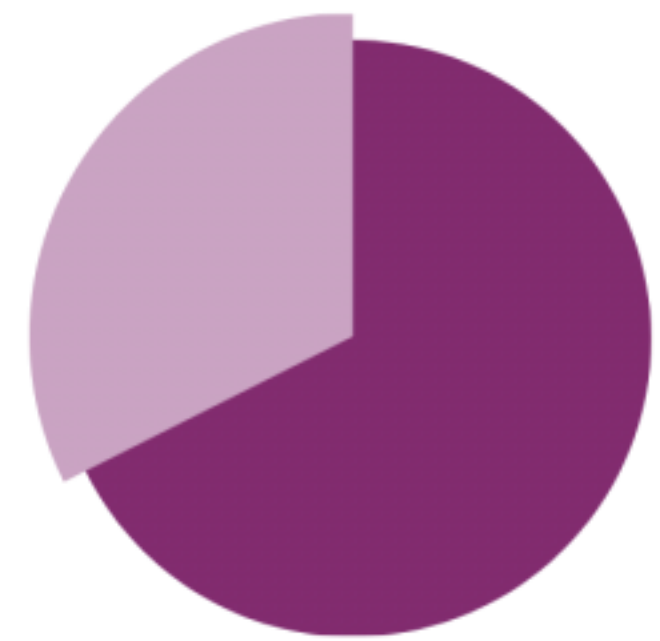
# COVID-19 IMPACTS ON ONTARIO'S NONPROFIT SECTOR



75% have reduced revenue from fundraising



One fifth have had to close their doors



Over one third have had to lay off staff or reduce hours

**Nonprofits are the foundation of resilient communities and a dynamic province.**



# 58,000 NONPROFITS IN ONTARIO

## WHAT THEY NEED NOW



**Stabilization  
funding for the  
nonprofit sector**



**Flexibility in  
funding agreements**



**Paid sick leave**



**Access to personal  
protective equipment**

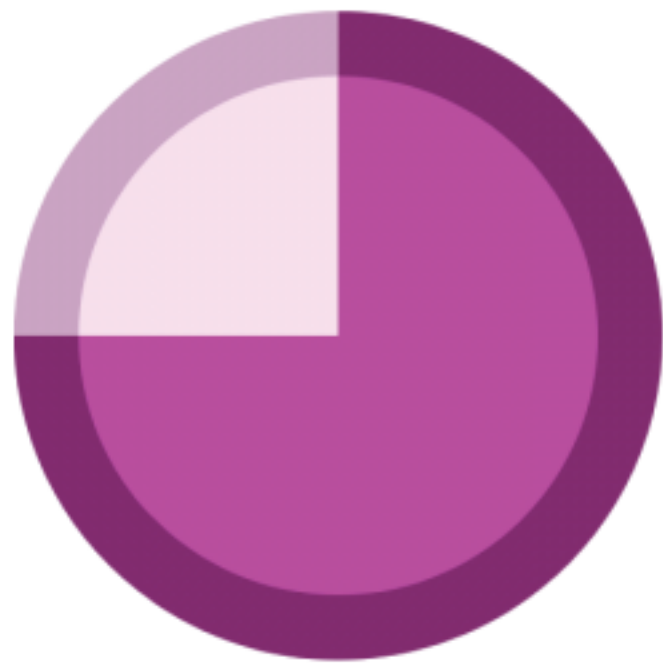


**Access to  
emergency child  
care**



**A seat for nonprofits  
at planning tables**

# COVID-19 IMPACTS ON ONTARIO'S SOCIAL SERVICE NONPROFITS



Almost three quarters have reduced revenue from fundraising



One fifth can only sustain their organizations for about 1-2 months



Over 90% have experienced or anticipate a disruption in services to clients & community

Nonprofits are the foundation of resilient communities and a dynamic province.



# COVID-19 IMPACTS ON ONTARIO'S SOCIAL SERVICE NONPROFITS

**91%** Have experienced or anticipate a disruption in service to clients and community

**72%** See a decline in their revenues from fundraising

## Financial forecast and impact

1. 20 per cent can only sustain their organizations for about **1-2 months**
2. 22 per cent indicated that the impact from COVID-19 would be **\$100,000 to \$249,999**

## Top needs and measures for relief



Telecommuting software,  
equipment

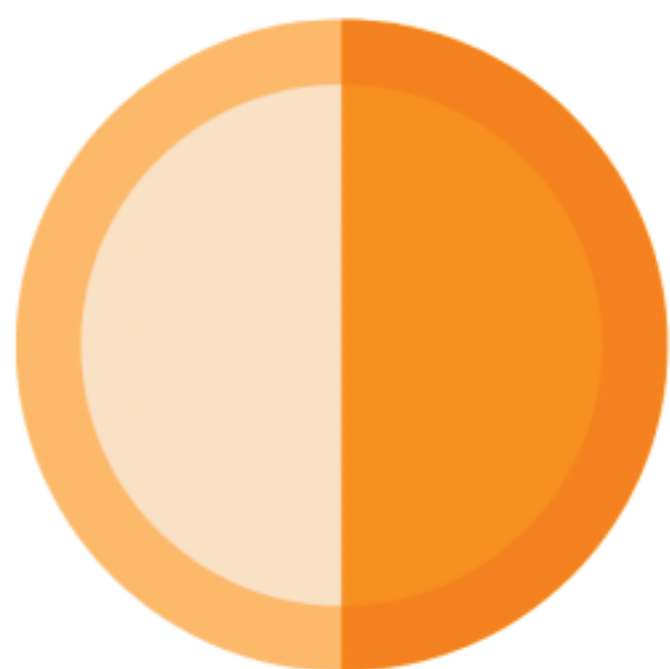


Rent support



Stablization fund, bridge  
funding, wage subsidies

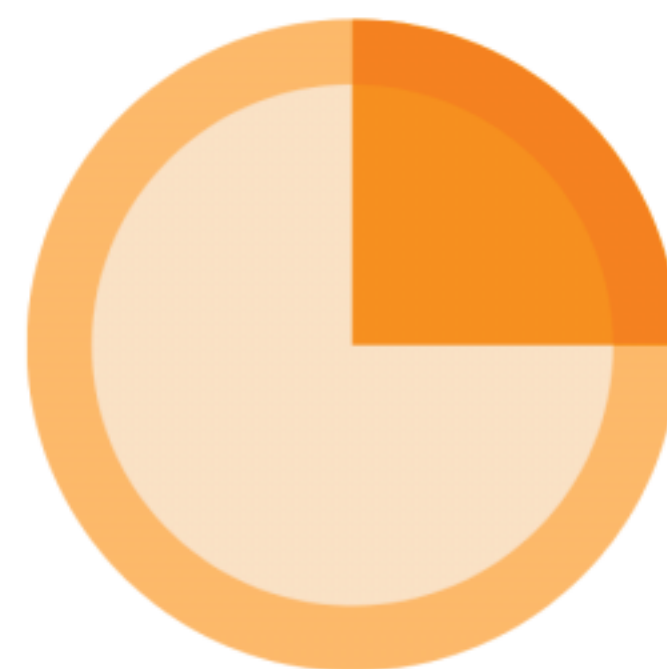
# COVID-19 IMPACTS ON ONTARIO'S EDUCATION & RESEARCH NONPROFITS



Almost half have laid off or will have to lay off staff



One third can sustain their organizations for only about 1-2 months



More than a quarter have experienced closures

**Nonprofits are the foundation of resilient communities and a dynamic province.**



# COVID-19 IMPACTS ON EDUCATION AND RESEARCH NONPROFITS

**48%** Have laid off or will have to lay off staff

**31%** Have sustained increased staff and volunteer absences

**28%** Have experienced closures

## Financial forecast and impact

1. 35 per cent can sustain their organizations for only about **1-2 months**
2. 29 per cent indicated the financial impact would be between **\$100,000 to \$249,999**.

## Top needs and measures for relief



Telecommuting software,  
equipment

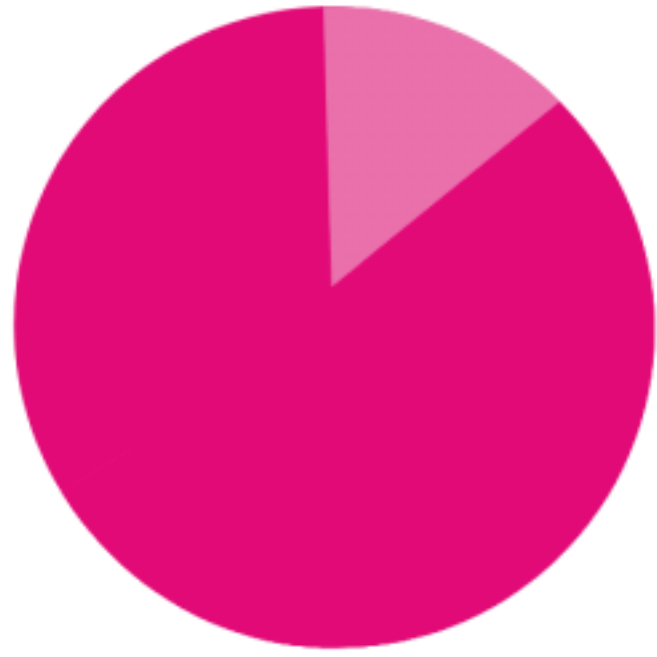


Rent support



Stablization fund, bridge  
funding, wage subsidies

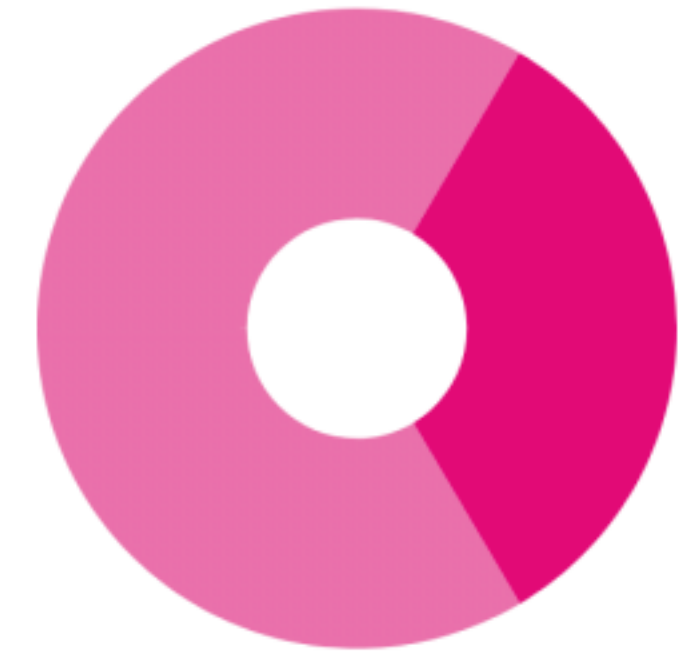
# COVID-19 IMPACTS ON ONTARIO'S ARTS & CULTURE NONPROFITS



Over 80 per cent had reduced revenues from earned income and fundraising



Two fifths had to close their doors until further notice.



One third remain open with changes to how they go about their normal operations

**Nonprofits are the foundation of resilient communities and a dynamic province.**



# COVID-19 IMPACTS ON ONTARIO'S ARTS AND CULTURE NONPROFITS

- 82%** Have reported reduced revenues from earned income and fundraising at the same level.
- 40%** Have had to close their doors until further notice
- 33%** Remain open with changes to how they go about their normal operations

## Financial forecast and impact

- 1.32 per cent indicated they would need between **\$50,000 and \$99,999**
2. Approximately **one-quarter** say they would need **less than \$50,000**

## Top needs and measures for relief



Telecommuting software,  
equipment



Rent support



Stablization fund, bridge  
funding, targeted  
funding for artists



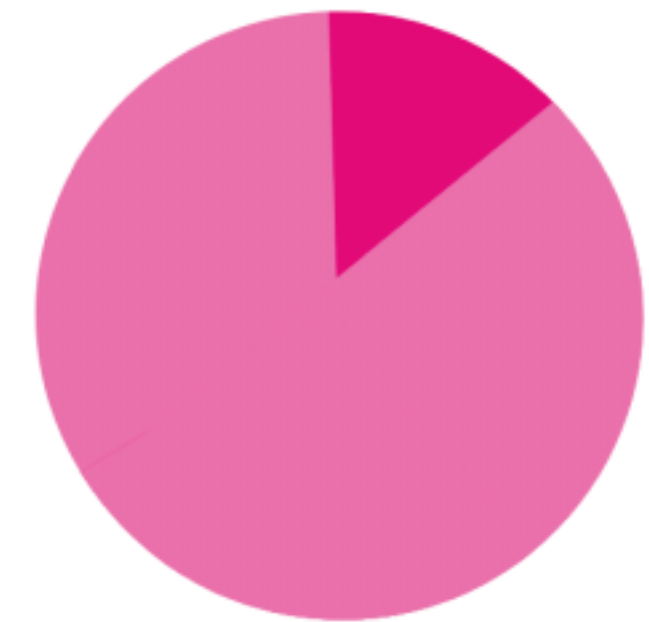
# COVID-19 IMPACTS ON ONTARIO'S HEALTH NONPROFITS



75% have reduced revenues and 31% can only sustain their organization for about 3-6 months



Two fifths estimate the impact to be between \$100,000 and \$499,999



83% have experienced a disruption of services to clients and communities

**Nonprofits are the foundation of resilient communities and a dynamic province.**



# COVID-19 IMPACTS ON ONTARIO'S HEALTH NONPROFITS

**75%** Have reduced revenues

**88%** Have had to change events from in-person to virtual

**83%** Have experienced a disruption of services to clients and communities.

**79%** Have had challenges related to staff and volunteers needing to do remote work

## Financial forecast and impact

1. 19 per cent would need **less than \$50,000**
2. 42 per cent estimated the impact to be between **\$100,000 and \$499,999**
3. 31 per cent can sustain their organizations for only about **3-6 months**

## Top needs and measures for relief



Stabilization Fund



Bridge funding



Access to personal protective equipment